


Attention, travelers. We got our INTERNATIONAL CERTIFICATE OF VACCINATION FROM THE BUREAU OF QUARANTINE IN SUBIC yesterday, HASSLE-FREE. Commendable Social Distancing and safety protocol in place; easy process!

This certificate is approved by the World Health Organization. The Bureau of Quarantine data center has global interface with WHO.

[We are fortunate that Subic is one of the 4 ports in Luzon and being such, there is a Bureau of Quarantine office here. We don't need to go to Manila!]

Here's how we did it, you may follow the photo and captions in order:



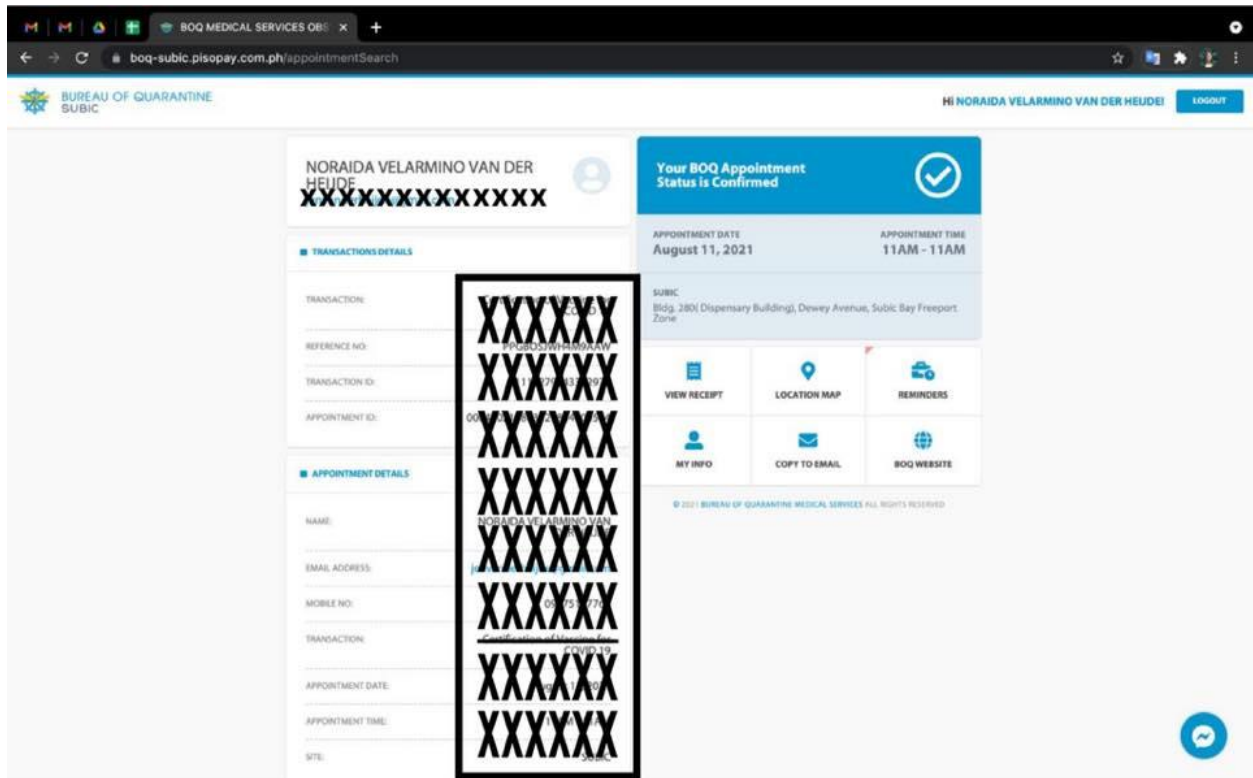
1. Go to: <https://boq.pisopay.com.ph>, click “SELECT YOUR LOCATION”.



2. There's "Subic" in the options under "Luzon".



3. "BOOK AN APPOINTMENT". Choose a date from the calendar. We booked the whole family (6 persons) for the same date and time. It worked and it is very convenient.
4. Fee: Php 300 per person. Payments may be made thru online banking, debit (Bacnet) or credit card, PayMaya, or Gcash. In our experience, Gcash is the most convenient, you need to add Php 70 per person for using this payment facility. But if you use credit card, you will be charged an additional 5% of the fee, plus the Php 70.




5. Once you perfected the registration, you will instantly receive a confirmation of appointment with reference number. Print in and together with your COVID19 Vaccination Card issued by the local government unit (in our case, SBMA) who administered your vaccine, present them to the Bureau of Quarantine during your appointment.

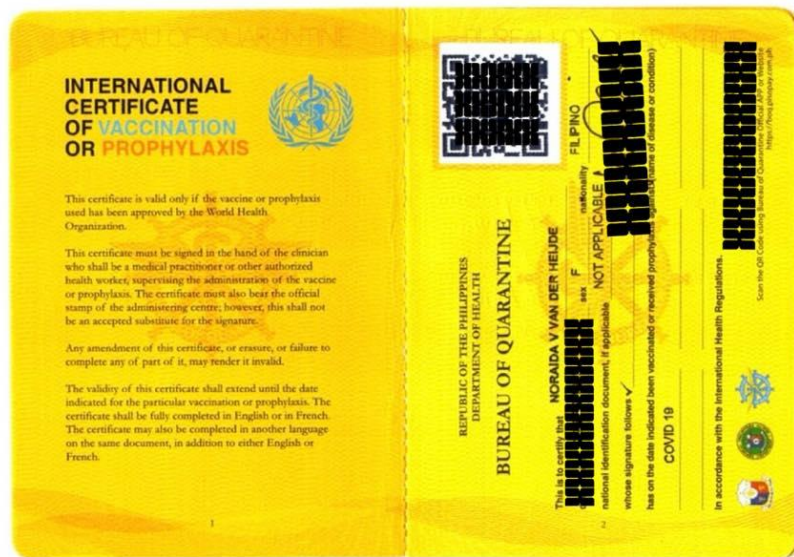


6. The Bureau of Quarantine Subic Station is located at the SBMA Dispensary Bldg., Dewey Ave. There are parking slots at the back and the waiting area is there, too.
7. We waited in the car the whole time since only one person from your family may transact. My brother who brought all our vaccination cards & confirmation of appointment went to Dispensary back entrance. He called the Bureau of Quarantine (check the numbers, last photo in this post) to inform them of his arrival. A BoQ staff went out to meet him @ the entrance and took our docs. No need to get in the BoQ office.

We waited about 1 hour to process all 6 certificates/passports, all in the safety of our car.

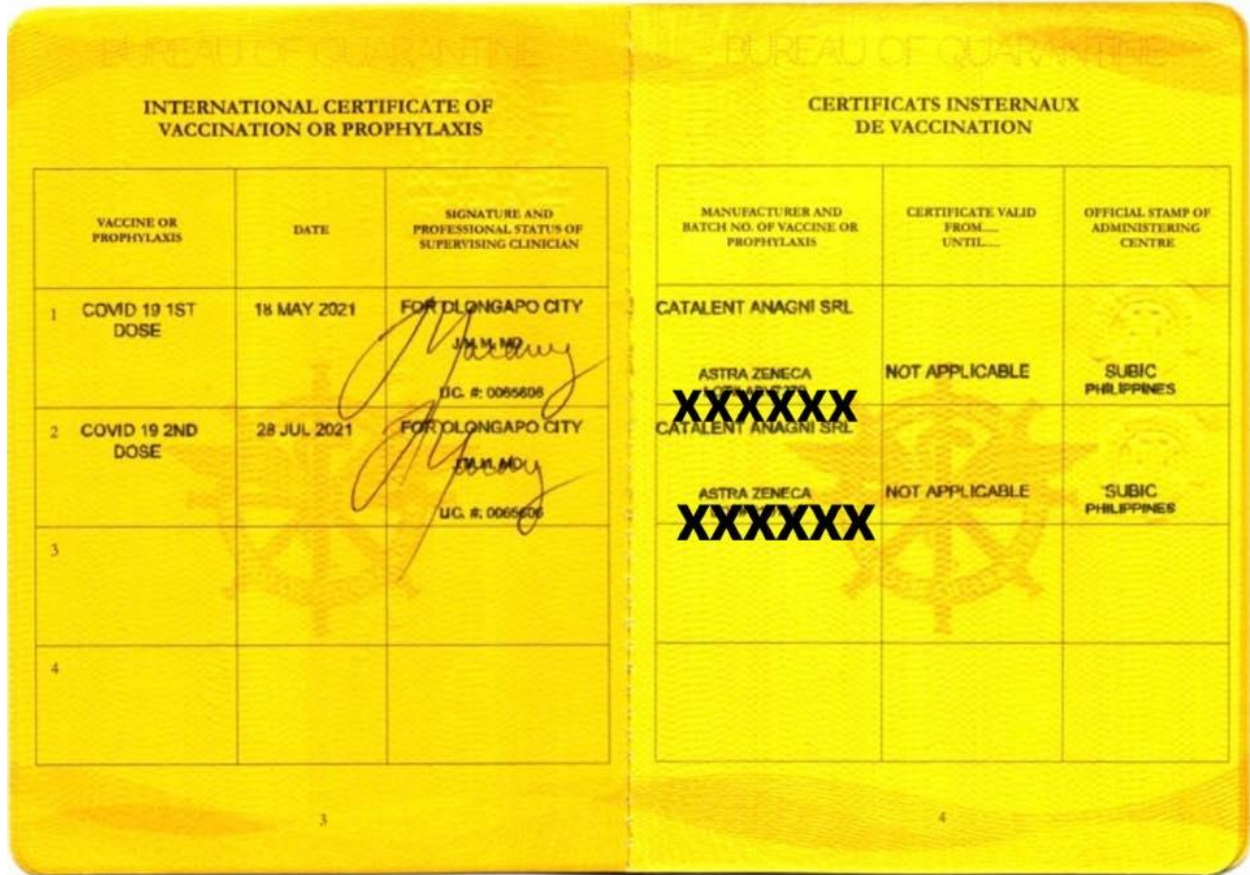


This is the front of the International Certificate of Vaccination.



The QR code works! It will bring you to the Bureau of Quarantine data base where you'll see your details of registration. Same information that any airport in the world may access on your entry to or exit from any country.

We spoke to some seafarers who were at the queue at the SBMA Dispensary and they attested that this Certificate/Vaccine Passport is recognized at all ports of entry.



IMPORTANT TO DOUBLE CHECK ALL DETAILS. Correct spelling, dates. One of the pages of my daughter's certificate appeared to be damaged by a tape that stuck to it. We went back to have it changed and it was completed in 15 minutes since they'd only print it.